

**FACT SHEET**  
**HISPANIC HIGHER EDUCATION AND HSIs**  
**January 2012**



**Hispanic demographics:**

- 50.5 million Hispanics in U.S. in 2010, plus an additional 3.9 million in Puerto Rico.
- 16.3% of U.S. population.
- 43% growth from 2000-2010, largest of all population groups.
- Median age is 27.4 for Hispanics, compared to 36.8 for the population as a whole.
- Almost half (46%) of the nation's Hispanics live in California and Texas. Adding Florida, New York, Arizona, Illinois, New Jersey, and Colorado accounts for over 75% of all Hispanics.
- Hispanic population growth from 2000-2010 has been most rapid in the South and Midwest
- The purchasing power of U.S. Hispanics in 2010 was \$1 trillion and is projected to reach \$1.3 trillion by 2014.

**Hispanic academic attainment:**

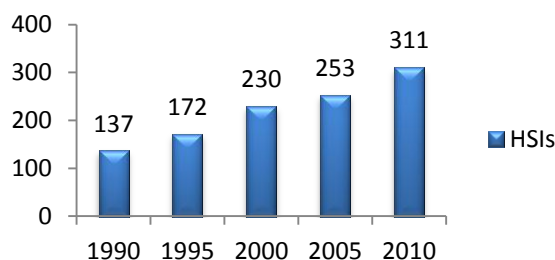
- 37.2% of Hispanics 25 and over have not completed high school as of 2010, compared to 12.5% of non-Hispanic whites.
- 13.9% of Hispanics have a bachelor's degree and 4% an advanced degree, as of 2010, compared to 30.3% and 10.7% for non-Hispanic whites.
- 59% of Hispanic high school graduates ages 16-24 were enrolled in college in 2009, compared to 71% for non-Hispanic whites.

**Hispanic higher education:**

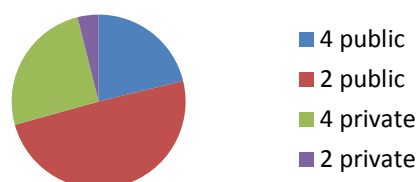
- 2.4 million Hispanics were enrolled in non-profit institutions in 2010, including Puerto Rico.
- 49% (1,216,582) of Hispanic college students attend two-year institutions (compared to 37% of all college students).

**Hispanic-Serving Institutions (HSIs):**

- Defined by the Higher Education Act as degree-granting institutions with Full-Time Equivalent undergraduate enrollments that are at least 25% Hispanic.
- In 2010, 311 institutions met the federal enrollment criterion, enrolling 1,348,436 Hispanic students in postsecondary (non-profit) schools.
- HSIs represent 9% of non-profit colleges and universities, yet enroll 16% of all students in postsecondary (non-profit) schools, and serve 54% of all Hispanic students.
- HSIs receive 66 cents for every dollar going to all other colleges and universities annually, per student, from all federal funding sources
- The number of HSIs is rapidly growing, from 137 institutions in 1990 to 172 in 1995, to 230 in 2000, to 253 in 2005, and 307 in 2010.
- Of the 311 HSIs in 2010, 152 (49%) were public two-year institutions, 65 public four-year institutions, 82 private four-year institutions, and 12 private two year institutions.

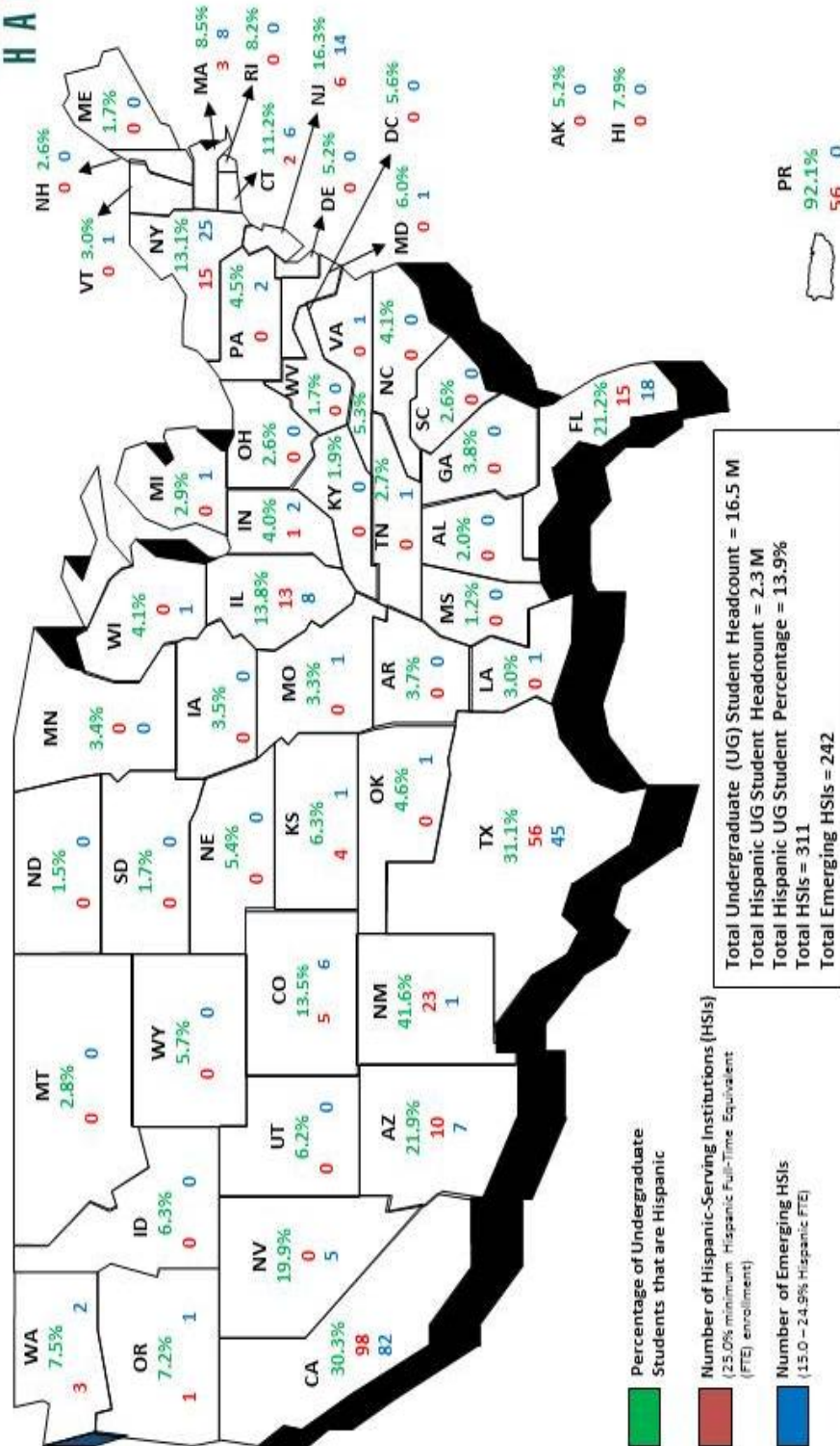


**Federal  
HSIs by Institution Type**





## 2010-11 Fall Enrollment Snapshot Hispanic Undergraduate Students



HACU Office of Policy Analysis and Information, 01/2012.  
 Source: 2010-11 IPEDS early release data, using Title IV eligible  
 2-yr & 4-yr, Public & Private, non-profit institutions.