

HISPANIC-SERVING INSTITUTIONS: ADVANCING LATINO SUCCESS IN HIGHER EDUCATION



HISPANICS IN THE U.S.

POPULATION

In 2022, 63.7 million Hispanics lived in the U.S., representing 19.1% of the U.S. population.

POPULATION BY STATES

California and Texas had the nation's largest Hispanic populations in 2022, followed by Florida, New York and Arizona. Colorado is among the top 10.

MEDIAN AGE

The median age of Hispanics was 30.7, compared to 38.9 of the general population in the U.S.

POPULATION UNDER 18 YEARS OF AGE

In the U.S., 31% of the Hispanic population is under 18 years of age, compared to 22% of the general population.

LABOR FORCE

By 2030, Hispanics are projected to account for 78% of net new workers.

ECONOMY

Hispanic buying power rose to nearly 2 trillion dollars in 2020.

Sources: American Community Survey, 2022; Hispanic Market Growth, 2021.

The Hispanic Association of Colleges and Universities undertakes extensive work at the federal and state levels to improve educational opportunities and outcomes for Hispanic students in higher education and Hispanic-Serving Institutions (HSIs).

HISPANIC ENROLLMENT IN HIGHER EDUCATION

In the last two decades, Hispanic enrollment at colleges and universities has significantly increased, more than doubling since 2000. Hispanic enrollment is expected to exceed 4 million students by 2026, far surpassing the growth rate of any other racial/ethnic group by over 10%.

HISPANIC-SERVING INSTITUTIONS

HSIs are defined by the Higher Education Act as degree-granting, not-for-profit institutions of higher education with Full-Time Equivalent (FTE) undergraduate enrollment of at least 25% Hispanic.

Given the significant share of Hispanic students and diverse student populations they serve, HSIs have become increasingly important to higher education and the U.S. workforce. Currently, there are 572 HSIs that educate over 5 million students nationwide. HSIs enroll two-thirds of all Hispanic undergraduate students and 62% of all Hispanic students in nonprofit postsecondary education.

A majority of HSIs are in urban areas and are concentrated geographically, with 80% (455) of these institutions located in six states and one territory: California (170), Florida (32), Illinois (31), New Mexico (24), New York (37), Texas (102) and Puerto Rico (59).

ABOUT HACU

The Hispanic Association of Colleges and Universities, founded in 1986, represents more than 500 colleges and universities in the United States, Latin America, Spain and school districts throughout the U.S. HACU is the only national association representing existing and emerging Hispanic-Serving Institutions. The Association's headquarters are in San Antonio, Texas, with regional offices in Washington, D.C., and Sacramento, California.

LATINOS IN COLORADO

Latinos are the fastest growing and largest ethnic group in Colorado, representing 22.5% of the state's population. Between 2000 and 2020, the Hispanic or Latino population in the state grew by 72%, twice the state's overall population growth of 35%. With 1.3 million Hispanics residing in the state, its Hispanic population is the eighth-largest in the nation.



COUNTIES WITH LARGE HISPANIC POPULATIONS

The Hispanic population has grown significantly in many of Colorado's counties. In the last decade, El Paso, Denver, Adams, Weld, and Pueblo Counties have experienced large Hispanic population increases.

Nearly 61% of Latinos are concentrated in Colorado's top five most populous counties. Each of the counties have close to 125,000 or more Latinos except for Jefferson County. Adams County, the fifth most populous county, has nearly 210,000 Latinos, followed by Denver County, second most populous, with more than 190,000 Latinos.

PK-12 EDUCATION

In the 2022-2023 school year, Colorado's PK-12 schools enrolled slightly over 880,000 students. Hispanic students represented more than one-third (35.0%) of the total student enrollment.

Hispanic student enrollment in Colorado's PK-12 schools has increased significantly over the past two decades, reflective of the demographic trends in the state. In the 2000-2001 school year, Hispanic students made up 22.0% of the total enrollment. By the 2019-2020 school year, they accounted for 34.3% of the state's PK-12 student population, an increase of 12 percentage points.

HIGHER EDUCATION

While the high school graduation rate for Hispanic students has increased in Colorado, their college-going rate has decreased after years of gains. Hispanics had a 14.3% decrease in their college-going rate from 44.2% in 2016 to 37.9% in 2021.

In fall 2021, public and private colleges and universities in Colorado enrolled close to 350,000 students. Hispanic students made up 19.7% of the state's total postsecondary enrollment.

HISPANIC-SERVING INSTITUTIONS IN COLORADO

Currently, there are 13 HSIs and 12 emerging HSIs. HSIs represent 33% of the state's nonprofit institutions of higher education and enroll 36% of all Hispanic students.

Over a third of the HSIs in Colorado are in Denver (3) and Pueblo (2) Counties. The rest of the HSIs are in following counties, with each having one HSI: Alamosa, Arapahoe, Garfield, Las Animas, Morgan, Otero, Prowers, and Weld Counties.

QUICK FACTS

POPULATION

5.9 million

HISPANIC POPULATION

1.3 million

MEDIAN AGE

37.7

HISPANIC MEDIAN AGE

29.6

MEDIAN HOUSEHOLD

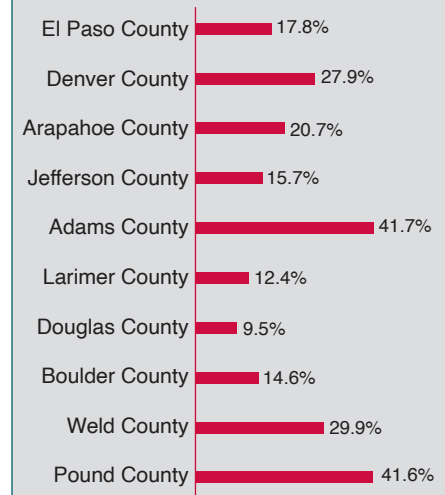
INCOME*

\$89,302

HISPANIC MEDIAN HOUSEHOLD INCOME

\$72,989

COLORADO'S TOP 10 MOST POPULOUS COUNTIES: HISPANIC POPULATION SHARE



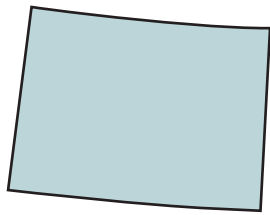
Note: The counties shown are ranked by most populous. El Paso County is the most populous, Denver County is second, and so forth.

* Median household income in the past 12 months (in 2022 inflation-adjusted dollars).

Source: American Community Survey, 2022.

HISPANIC-SERVING INSTITUTIONS IN COLORADO

2021-22 IPEDS Data



HSIs **13**

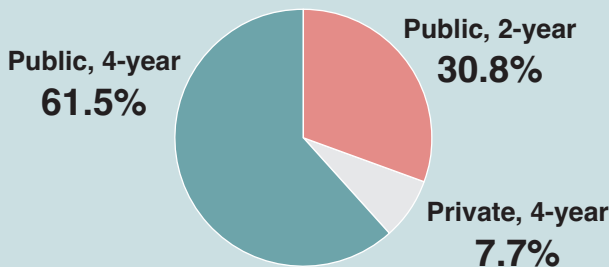


Emerging HSIs **12**

HSIs represent **33%** of all Colorado's nonprofit institutions.

HSIs enroll over **70,000** postsecondary students in the state.

HSIS IN COLORADO BY INSTITUTION TYPE



HSI TOTAL ENROLLMENT BY INSTITUTION TYPE

Institution Type	Fall 2021 Enrollment	% of Enrollment
Public, 2-year	16,625	24%
Public, 4-year	47,954	68%
Private, 4-year	5,566	8%
Grand Total	70,146	100%

Note: Total enrollment includes headcount of full-time and part-time undergraduate students and graduate students.

HSIs in Colorado provide college access to:

23%

of all postsecondary students.

36%

of all Hispanic students in nonprofit postsecondary education.

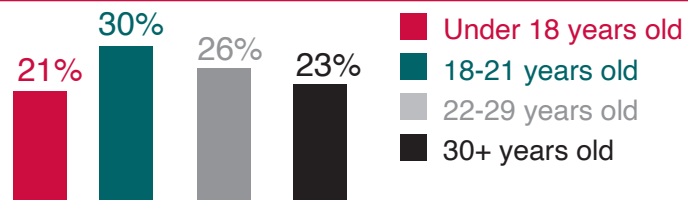
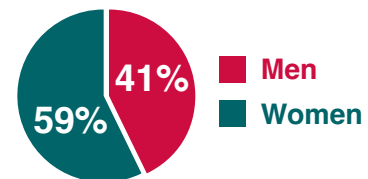
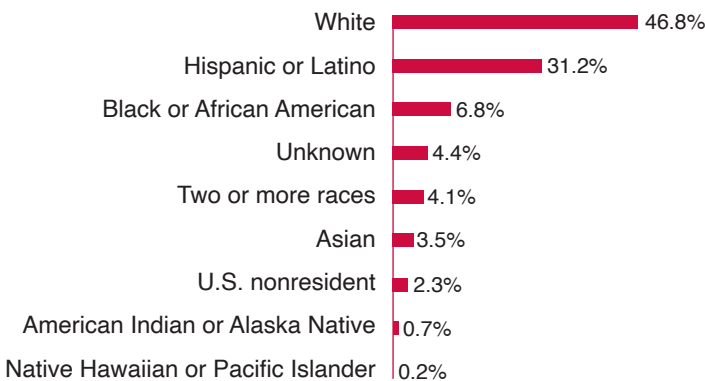
20%

of all Pell Grant recipients.

Colorado's HSIs educate a diverse and talented student population.

HSI total enrollment reflects the diversity of the communities HSIs serve.

PERCENT OF STUDENTS AT COLORADO HSIS BY RACE/ETHNICITY



Hispanic students earned

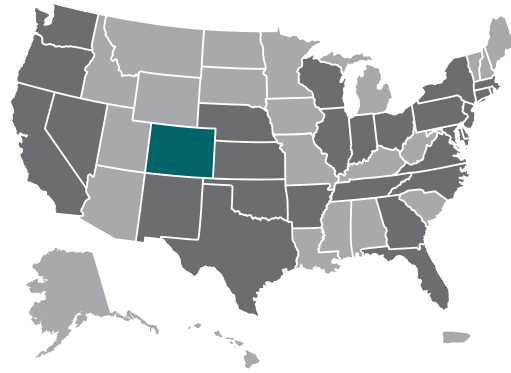
22%

of all STEM degrees conferred by HSIs in the state.

HSIs AND CONGRESSIONAL DISTRICTS



Currently, HSIs are in 193 congressional districts in 28 states, D.C. and Puerto Rico.



Colorado has HSIs in 5 out of its 8 congressional districts.

Representative	District	Party	Institution Name	FTE UG % Hisp
Diana DeGette	1	D	Community College of Denver	35.5%
Diana DeGette	1	D	Metropolitan State University of Denver	33.9%
Diana DeGette	1	D	Regis University	27.9%
Lauren Boebert	3	R	Adams State University	38.9%
Lauren Boebert	3	R	Colorado Mountain College	28.0%
Lauren Boebert	3	R	Otero Junior College	36.5%
Lauren Boebert	3	R	Pueblo Community College	34.5%
Lauren Boebert	3	R	Colorado State University Pueblo	34.3%
Lauren Boebert	3	R	Trinidad State College	44.3%
Ken Buck	4	R	Lamar Community College	32.6%
Ken Buck	4	R	Morgan Community College	34.1%
Jason Crow	6	D	Community College of Aurora	31.2%
Yadira Caraveo	8	D	Aims Community College	35.1%

Note: FTE = Full-time Equivalent UG = Undergraduate Hisp = Hispanic D = Democratic R = Republican