

HSI Quick Facts

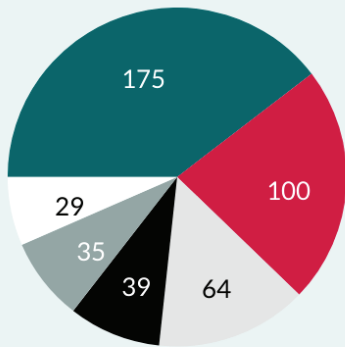
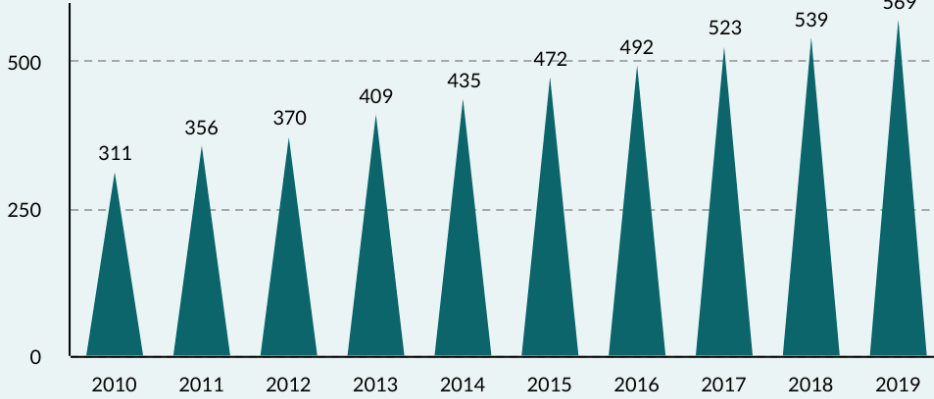
HSIs



Emerging HSIs

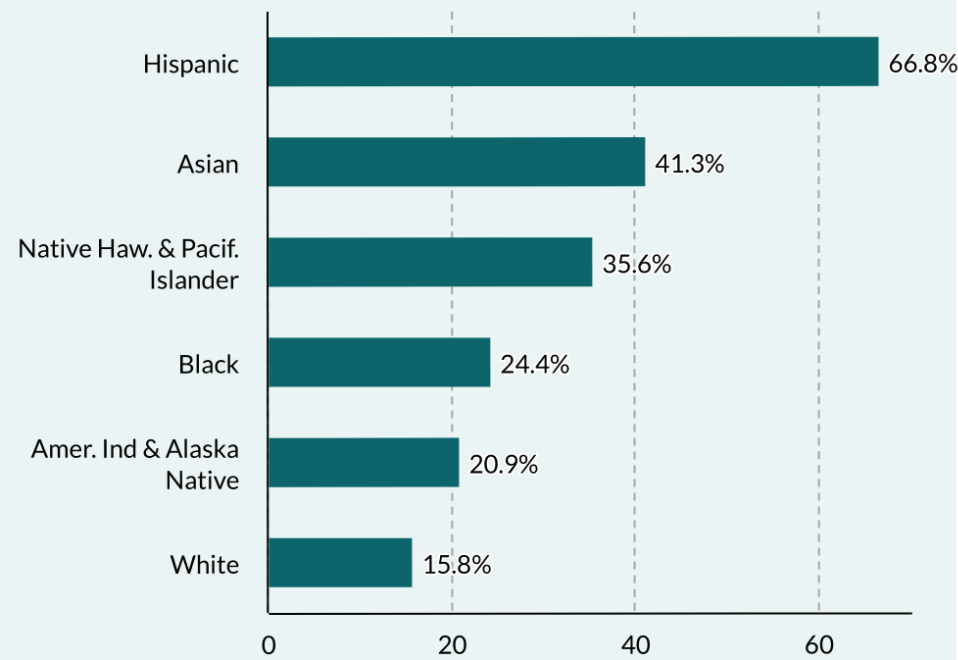


2010 - 2019 HSI Growth



■ CA (39.59%)
 ■ TX (22.62%)
 ■ PR (14.48%)
■ NY (8.82%)
 ■ FL (7.92%)
 ■ IL (6.56%)

Percent of U.S. Students at HSIs, by Race-Ethnicity



HSIs enroll




Undergraduate & graduate students

HSIs enroll



of Pell recipients

HSIs enroll two-thirds of the



U.S. Hispanic students*

*includes all postsecondary institutions



California, Texas, Puerto Rico, New York, Florida & Illinois are home to 78% of HSIs



HSIs enroll 66.8% of all U.S. Hispanic students.

HACU Government Relations:
Dr. Lena Rodriguez, Lena.Rodriguez@hacu.net
Ben Melano, Ben.Melano@hacu.net

HACU Office of Policy Analysis & Information:
Dr. Rebecca Perdomo, Rebecca.Perdomo@hacu.net

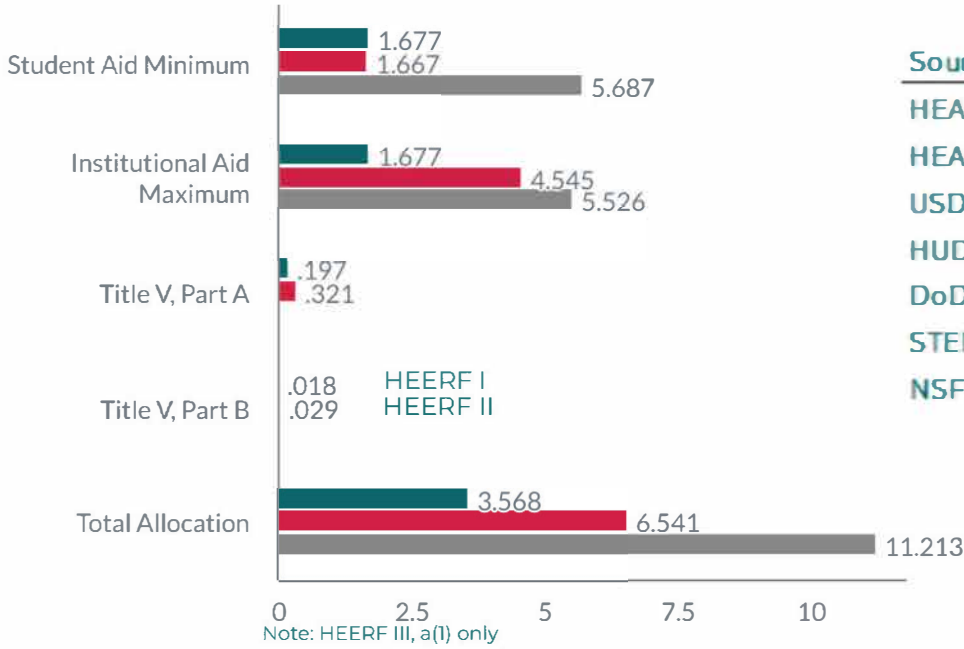
HSI Quick Facts



HSI Higher Education Emergency Relief* (HEERF) Funds

in Billions

■ HEERF I ■ HEERF II ■ HEERF III



HSI Federal Appropriations

in Millions

Source	2019	2020	2021
HEA Title V, A	124.4	143.1	148.6
HEA Title V, B	11.2	12.8	13.8
USDA Title VIII	9.2	11.2	12.5
HUD HSIAC	0.0	0.0	0.0
DoD	0.0	0.0	0.0
STEM Title III-F	93.8	94.1	94.3
NSF	40.0	45.0	46.5



HSI Funding vs. HSI Count

in Millions

■ Projected HSIs ■ HSIs ■ HSI Funds (in M)

